





# New Route 256

 New Route 256 - Proposed peak-only route








 East Link line & station

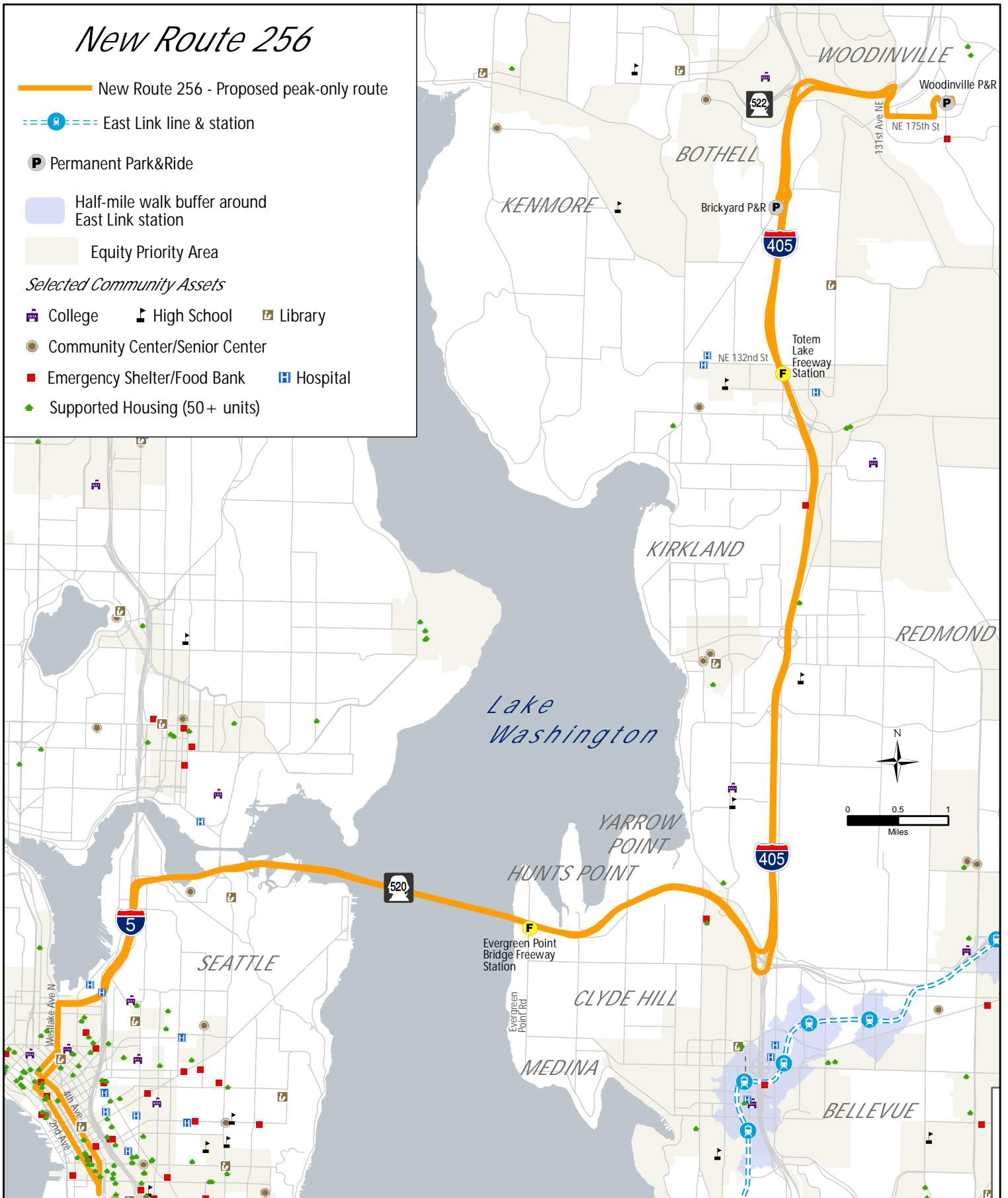
 Permanent Park&Ride

 Half-mile walk buffer around East Link station

 Equity Priority Area

### Selected Community Assets

-  College
-  High School
-  Library
-  Community Center/Senior Center
-  Emergency Shelter/Food Bank
-  Hospital
-  Supported Housing (50+ units)





## East Link Connections Project

### New Route 256

#### Neighborhoods Served:

- Woodinville, Brickyard Park and Ride, Totem Lake Freeway Station, South Lake Union, downtown Seattle

#### Summary of Proposed Changes:

- Simplified peak service that combines a number of existing I-405 peak services
- Creates a new connection to South Lake Union

#### Why is this change being proposed?

- To increase speed and reliability
- Maintain a connection to downtown Seattle for communities far from Link

#### How often the bus would come (in minutes):

	Weekday			Saturday		Sunday	
	Peak <a href="#">5-9 a.m. and 3-7 p.m.</a>	Midday <a href="#">9 a.m. - 3 p.m.</a>	Night <a href="#">7 p.m. - 5 a.m.</a>	Daytime <a href="#">5 a.m. - 7 p.m.</a>	Night <a href="#">7 p.m. - 5 a.m.</a>	Daytime <a href="#">5 a.m. - 7 p.m.</a>	Night <a href="#">7 p.m. - 5 a.m.</a>
<b>Current</b>	-	-	-	-	-	-	-
<b>Proposed</b>	12 - 30	-	-	-	-	-	-

#### Hours of Service

	Weekday	Saturday	Sunday
<b>Current</b>	-	-	-
<b>Proposed</b>	5:00 a.m. – 9:00 a.m.; 3:15 – 6:45 p.m.	-	-

#### How does this respond to feedback Metro received in Phase 1?

- Preserve easy access to downtown Seattle

\*Frequent- The bus comes every 15 minutes or less during peak periods and every 30 minutes or less during off-peak periods.

\*Local- All-day bus service that does not meet the standard for frequent.

\*Peak-only – The bus comes only 5-9 a.m. and 3-7 p.m. These are the times of day Metro and Sound Transit sees the most riders, usually regular commuting times, Monday through Friday.