

















Phase 3: Route 204 Proposed Routing (Same as Current Routing)

-  Route 204 - Proposed local route
Same as current routing
Sunday service added
-  Route 204 DART service area (unchanged)
-  East Link line & station
-  Transit Center  Permanent Park&Ride
-  Half-mile walk buffer around East Link station
-  Equity Priority Area
- Selected Community Assets**
-  College  High School  Library
-  Community Center/Senior Center
-  Emergency Shelter/Food Bank  Hospital
-  Supported Housing (50+ units)



East Link Connections Project

Revised Local Route 204 – Phase 3

Neighborhoods Served:

- Mercer Island

Summary of Proposed Changes:

- Added service on Sundays to match the service provided on Saturdays.

Why is this change being proposed?

- Increase span of service* on weekends.

How often the bus would come:

	Weekday			Saturday		Sunday	
	Peak 6-9 a.m. and 3-7 p.m.	Midday 9 a.m. - 3 p.m.	Night 7 p.m. - 5 a.m.	Daytime 5 a.m. - 7 p.m.	Night 7 p.m. - 5 a.m.	Daytime 5 a.m. - 7 p.m.	Night 7 p.m. - 5 a.m.
Current	30	60	-	60	-	-	-
Proposed	30	60	-	60	-	60	-

Hours of Service:

	Weekday	Saturday	Sunday
Current	5:50 a.m. – 6:30 p.m.	9:00 a.m. – 6:00 p.m.	-
Proposed	5:50 a.m. – 6:30 p.m.	9:00 a.m. – 6:00 p.m.	9:00 a.m. – 6:00 p.m.

How does this respond to feedback Metro received in Phase 1 and 2?

- Wider span of service* in non-peak hours and weekends.
- No changes are being proposed from Phase 2.

* Frequent - The bus comes every 15 minutes or less during peak periods and every 30 minutes or less during off-peak periods.

* Local – All-day bus service that does not meet the standard for frequent.

* Peak-only – The bus comes only 5-9 a.m. and 3-7 p.m. These are the times of day Metro and Sound Transit sees the most riders, usually regular commuting times, Monday through Friday.

*Span of Service - The amount of time each day in which the route is operating. Span of Service can be expressed generally in terms of hours per day or more specifically by

stating the time of the first and last trips of the day. For example, route A has a span of service of 18 hours between the first trip at 5:00 AM and the last trip at 11:00 PM.